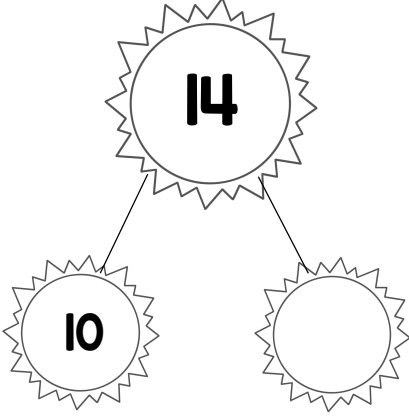

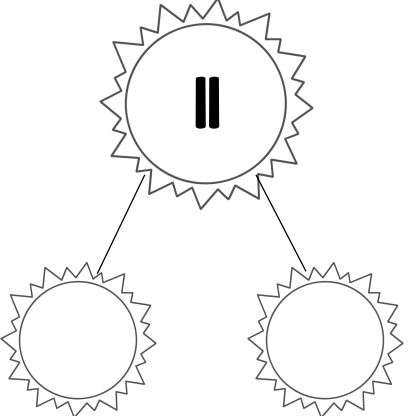








Name: _____

Date: _____

Sunny Teen Numbers

Look at each teen number. Break the teen number into a group of 10 and extra ones.


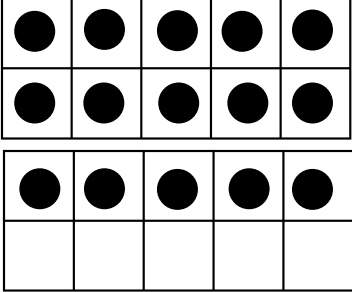

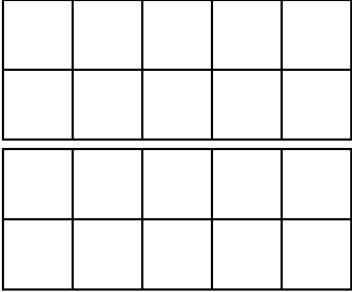

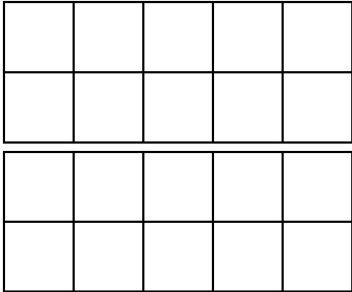

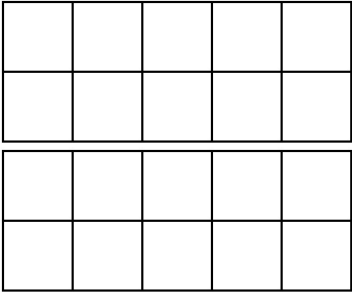

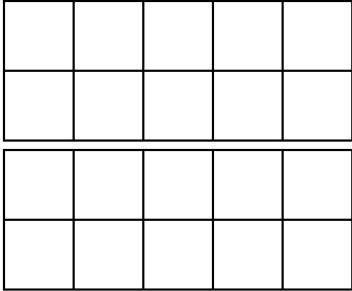

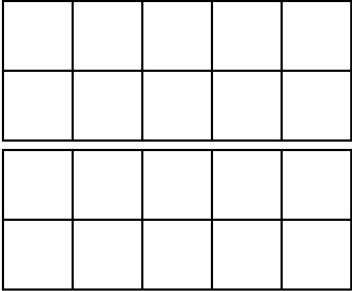

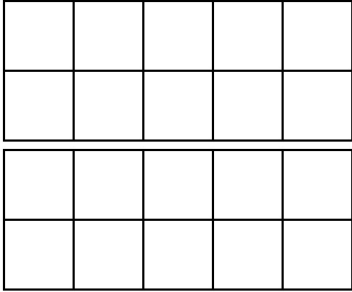

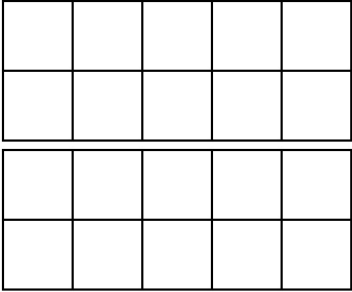
| | | |
|---|--|---|
|  <p>14</p> <p>10</p> |  <p>19</p> |  <p>11</p> |
|  <p>17</p> |  <p>12</p> |  <p>15</p> |
|  <p>16</p> |  <p>13</p> |  <p>18</p> |

Name: _____

Date: _____

Sunny Teen Numbers

Look at each teen number. Draw dots in the ten frames to show the teen number.

| | | | |
|---|---|--|---|
|  |  |  |  |
|  |  |  |  |
|  |  |  |  |
|  |  |  |  |

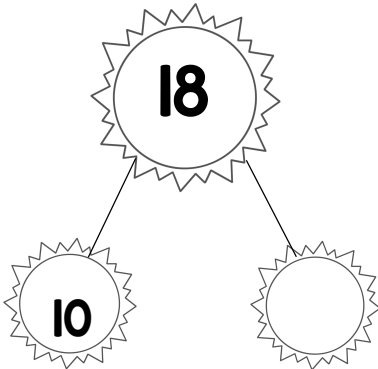
Name: _____

Date: _____

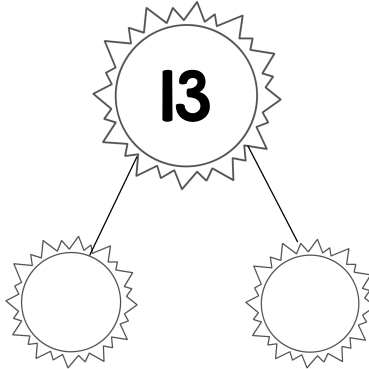
Sunny Teen Numbers

Look at each equation. Use the number bond to solve.

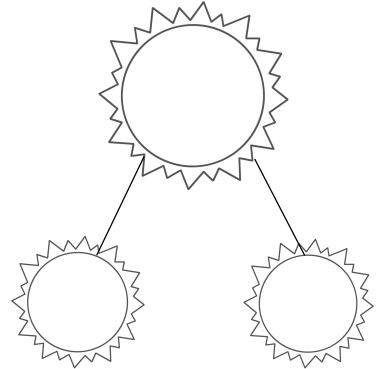
$18 = 10 + \text{----}$



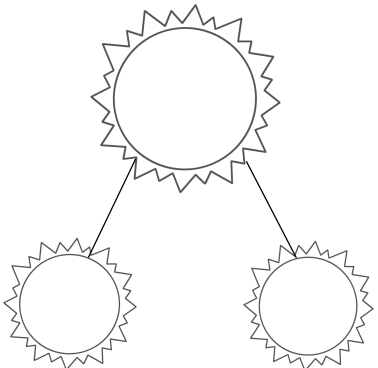
$13 = 10 + \text{----}$



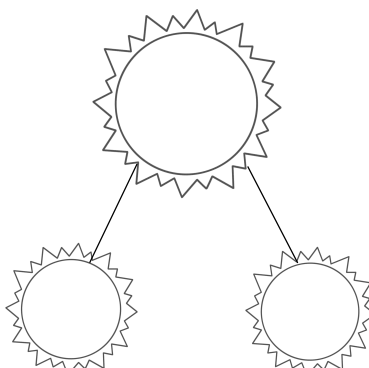
$16 = 10 + \text{----}$



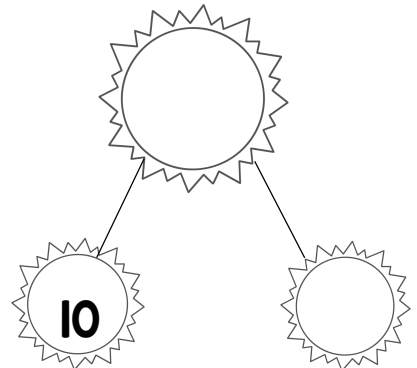
$14 = 10 + \text{----}$



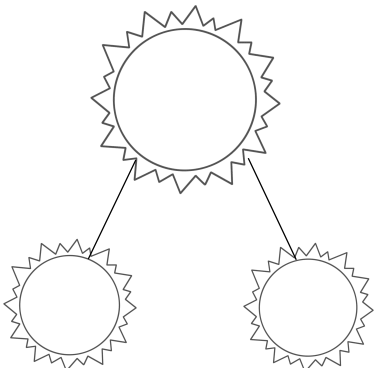
$11 = 10 + \text{----}$



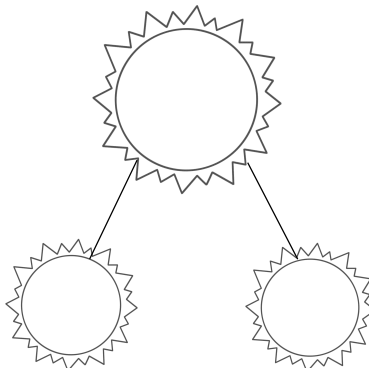
$17 = \text{----} + \text{----}$



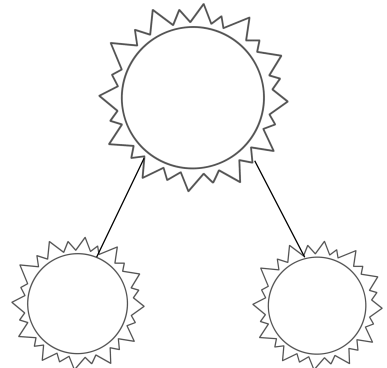
$12 = \text{----} + \text{----}$



$19 = \text{----} + \text{----}$



$15 = \text{----} + \text{----}$



Thank you for downloading my product!

**Please visit my TPT store to download more
FREE activities :)**

<https://www.teacherspayteachers.com/Store/Mi-Salon-De-Kinder>

**And visit my blog to find out what's going
on in my classroom!**

<https://misalondekinder.wordpress.com/>

Happy Teaching!

Alexandra (Mi Salón de Kinder)